



'Respectful and resilient; being the best that we can be.'



CRC Article 28: All children have the right to a good quality education.
CRC Article 29: All children have the right to be the best that they can be.

Year 5 Remote Learning Plan **Week Beginning: 19th April 2021**

Dear Parents and Carers,

We hope that you and your family are safe and well.

If your child is feeling fine but is unable to attend school, please could they undertake the learning in the table below.

Please click on the links which will take you directly to a variety of learning opportunities that link closely to what your child's Year Group are learning in school. If login and password details are needed, then you will find the details in the front of your child's Reading Record book. However, if you do not have access to the passwords, please, request them via Class Dojo, from Mrs. Churchill.

Paper-based learning is available but wherever possible use the learning below. If your child would prefer paper-based learning this will be available to collect from the School Office. Please call in advance to arrange this. If it is not possible to collect the paper-based learning, please let us know. These learning opportunities will also be linked closely to what your child needs and to what the children in their Year Group are learning this week. Any paper-based activities sent home must be completed and returned to school, either when your child returns to school or it will be collected by Mrs. Mathwin on a pre-arranged date.

Your child's teacher or Teaching Assistant will contact you regularly to speak to your child and yourself during the isolation period to provide guidance about the home learning. If you require any further guidance about any of the learning, please contact the School Office and they will arrange for a member of staff from your child's Bubble or Year Group to contact you.

Best wishes,

Mrs. Churchill

Year 5 Teacher

English Ongoing Learning:

Spelling:

<https://www.spellingshed.com/en-gb/>

Week 2 and practise previous weeks.

<https://spellingframe.co.uk/>

Reading and Writing:

<https://en.fictionexpress.com/>

<https://library.thenational.academy/>

<https://www.borrowbox.com/>

Reading, reading, and a bit more reading!

Maths Ongoing Learning:

Times Tables:

<https://trockstars.com/>

Maths:

<https://www.topmarks.co.uk/Search.aspx?Subject=16>

and <https://www.transum.org/Software/>

Number bonds to 10/20

Hit the button

<https://www.topmarks.co.uk/maths-games/hit-the-button>

<https://mathsbot.com/generatorMenu>

<https://mathsbot.com/starterMenu>

<https://mathsframe.co.uk/en/resources/category/22/most-popular>

Online Safety Guidance:

https://www.thinkuknow.co.uk/parents/Support-tools/home-activity-worksheets/?utm_source=Thinkuknow&utm_campaign=dd271ec52e-TUK_GLOBAL_12_11_20&utm_medium=email&utm_term=0_0b54505554-dd271ec52e-64915338

English Specific Learning:

This week we are introducing our new class text which is Michael Morpurgo's 'The Wreck of the Zanzibar'.

Punctuation Focus

1 – To use speech punctuation for direct and indirect speech.

<https://teachers.thenational.academy/lessons/to-practise-speech-punctuation-74t66e>

(Please send a screenshot of the quiz.)

Maths Specific Learning:

Daily Starters

<https://uk.ixl.com/math/year-5>

Complete up to 5 questions a day A1-19.

1 – Multiplication of Fractions (revision)

<https://classroom.thenational.academy/lessons/multiply-a-mixed-number-fraction-6nj6t>

(Please send a screenshot of the quiz.)

2 – Understanding Percentages

<https://classroom.thenational.academy/lessons/understanding-percentage-6gvpad>

(Please send a screenshot of the quiz.)

3 – Percentage as a Fraction and as a Decimal

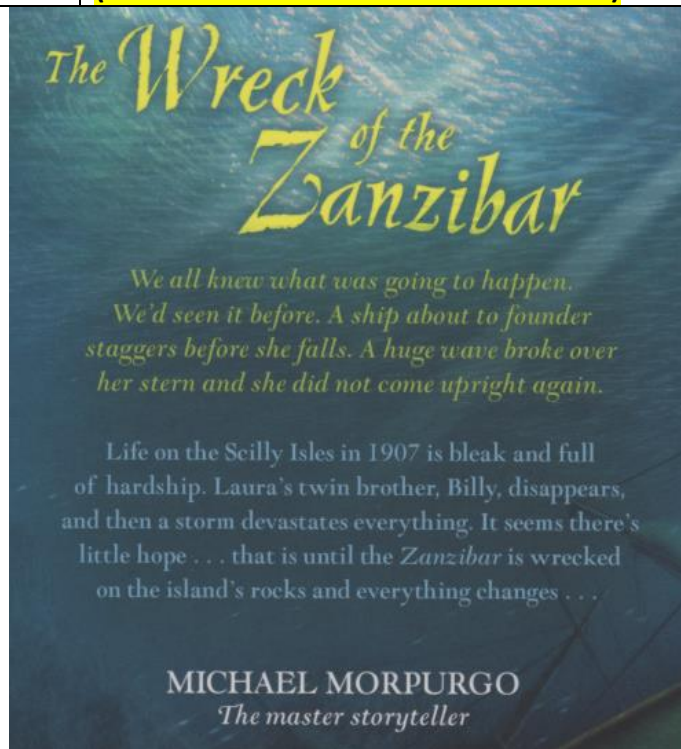
<https://classroom.thenational.academy/lessons/percentage-as-a-fraction-and-decimal-6mrk0r>

(Please send a screenshot of this work.)

4 – Understanding Percentages in the World

<https://classroom.thenational.academy/lessons/understanding-percent-in-the-world-70uk0e>

(Please send a screenshot of this work.)



English Reading - Wreck of the Zanzibar

Before reading, read the blurb (above) and the word bubble (below). The picture of a ship relates to the story. There are some interesting words.

Which word in the text tells you that they were enthusiastic about singing at Great-aunt Laura's funeral? (literal)

How do you know that the cottage hasn't changed much since the narrator was a child? (inference)

Find a phrase that tells us that the narrator has begun to think about the past? (inference)

Writing

Message in a Bottle Writing Activity

<https://www.youtube.com/watch?v=h4RomzeWtIA&t=40s> Watch this video.

Imagine you are sailing on a ship like the one pictured above.

Write a message to go in your bottle. Use your imagination and what you have learnt about how to make writing interesting – interesting vocabulary, varied sentence openings and include feelings.

Tips for Writing An Informal Letter

- Your address (on right hand side)
- Dear
- Chatty friendly style
- Date under address
- Begin with Dear/Hello/Hi
- Ask questions
- End with – Bye for now, See you soon, Lots of love or another friendly statement
- Do not write their address (on the left)
- Paragraphs
- Name at the bottom

What could make my writing better? List 2 things when you finish writing.

Other Subjects:

Science:

Flowering Plants

<https://classroom.thenational.academy/lessons/why-do-plants-have-flowers-70v3gc>

(Please send a screenshot of this work or put your work in the paper pack envelope.)

Geography:

Where does our food come from?

<https://teachers.thenational.academy/lessons/what-does-globalisation-have-to-do-with-food-6wr30t>

(Please send a screenshot of this work or put your work in the paper pack envelope.)

French:

<https://www.youtube.com/watch?v=29CzNgNItLg> Learn the names of the farm animals. Make a poster to help you remember this vocabulary.

Physical Education:

<https://www.5-a-day.tv/>


<https://www.gonoodle.com/>



Art:

Free style art competition. (Please send a screenshot of this work.)

RE:

Retell the Creation Story and what it teaches. Add an explanation about the impact of humans on the planet and how this is reflected in the story. Use the pictures below to help you.





PSHE, Relationships and Health Education:

Research the dangers of plastic pollution including the importance of protecting the environment and how everyday actions can either support or damage it.

Watch the video and read the information. Reflect on what actions you could take to help and become part of the solution.

<https://www.wwf.org.uk/get-involved/schools/oceans-and-plastics>

(Please send a screenshot of this work.)