


# Year 2: Colour Creations

## Water Wash



We can add layers and texture to our work by using a **water wash** for the background.


## Making Marks

Selecting the appropriate sized brush will make sure our marks are suitable for our work.




## Working with Colour

We can work with different colours to make predictions about different tones and tints.



primary and secondary colours



neutral tones

If we add white to a colour, we can make tints.



## Vocabulary

brush	A tool for applying paint.
creativity	Making new things or thinking of new ideas.
darker	Making a colour darker.
layering	Using layers of colour.
lighter	Making a colour lighter.
marks	Different lines, dots, patterns and textures in artwork.
mixing	Combining or blending something.
skill	The ability to do something.
tints	To add white to make a colour lighter.
tones	A shade of colour.

### Andy Warhol

Andy Warhol was a pop artist who liked using colours and patterns.



### Paul Klee

Paul Klee was an artist who experimented with all different types of colours.



Similarities: Both artists enjoyed working with colour.

Differences: They had their own style.

CRC Article 13: All children have the right to freedom of speech and expression.  
CRC Article 29: All children have the right to develop their talents and abilities.

