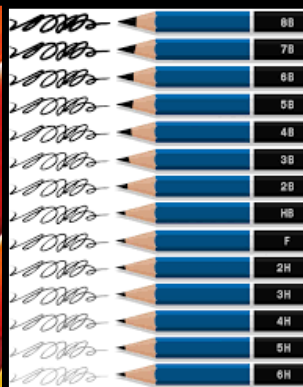



Year 5: Objects and Meaning


Georgia O'Keeffe




These are the different types of shading we will be using. You see how they can add more depth.

Using different pencils can give different shades.


Types of shading




Hatching




Cross-hatching



Circulum



Stippling



Short Dashes



Blending

Georgia O'Keeffe used various types of shading to recreate still life.


Within this topic you will:

- Sketch using your arms, shoulders and wrists
- Use a range of pencils in your work
- Create depth, tone and colour
- Use still life to explore tone, colour and shading

Still Life

Many artists use still life to create their work.

Vincent Van Gogh



Claude Monet



Giorgio Morandi



Henri Matisse

Vocabulary

depth	Making art look close or far away.
design	A decorative pattern.
detail	Adding patterns, shading or colour to art.
mathematical process	Using shapes, patterns and measurements in art.
media	The materials used to make art.
mixed media	Using a range of materials together, such as paint and pastels.
purpose	The reason why art is made, usually to express feelings.
smudge	Rub, dab or swipe the resources to spread the colour.
stippling	Using dots to create shading.
technique	The way an artist will make their work.
theme	The meaning of the painting.
tonal contrast	The use of light and dark colours to make each other stand out.

CRC Article 13: All children have the right to freedom of speech and expression.
 CRC Article 29: All children have the right to develop their talents and abilities.

