

Year 4: Computing and Online Safety

Multi-media

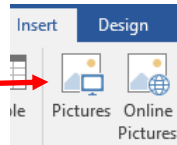
Ctrl C Copy Pressing these **keyboard** buttons at the same time will create a **shortcut** for copying, cutting and pasting an object or text.

Ctrl X Cut

Ctrl V Paste Insert pictures from your computer or the internet.

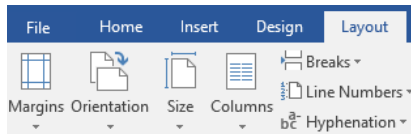
rotate the image

resize the image



The quick brown fox jump over the lazy dog.

If a word is **underlined** in red, it means there is a spelling mistake. You can solve it by clicking the right mouse button and selecting the correct spelling.

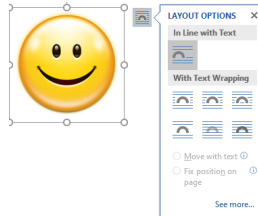


Change the **margins** or **orientation** of your document in **layout**.

If you want to add a **border**, go to **design**, then borders.



To insert a **table**, select **insert**, then table.



If you add an image to text, you will need to check the **text-wrapping**.

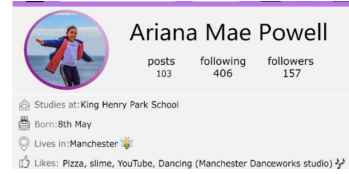
To add a **hyperlink**, you need to copy the URL from a website:

<https://www.timothyhackworthschool.co.uk/>

Online Safety

Online profiles are what people show themselves as online. It can show:

- pictures
- where they live
- where they work
- date of birth
- interests



'Real-life' is where you know the people and have met them in person, such as your family or friends.



Not everyone is who they say they are online. Some people may try to get to know your personal information for their own use.

Make your profile more private by:

- using an avatar as your picture
- using only your first name or nickname
- not sharing your personal information
- only allowing real-life friends to add you or find you



Be smart - when you post or comment online, it is there for everyone to see it. Think about how you might make others feel and how other people could perceive it.

Some people share fake news online, which can make people scared or open websites with viruses.



Make sure you know how to recognise true or false information online to keep yourself safe.

Vocabulary

| | |
|----------------|---|
| align | moving text or images to the right, centre or left of the page |
| borders | lines or images on the outline of a page to frame it |
| copyright | when a company owns an idea, image or creation, they use copyright so others cannot use it without their permission |
| document | a piece of written, printed or electronic matter |
| edit | to change something |
| format | how something is set out on a page |
| margin | blank space between the text or images and the edge of the page |
| Microsoft Word | a word processor used for various paper documents |
| Office | software that includes Word, Excel, PowerPoint, Publisher, Outlook etc. |
| perceive | how people see or observe something |
| poster | a large sheet of paper, usually used to advertise |
| resize | make bigger or smaller |
| rotate | turn on its side or upside down |
| select | to choose something on a document |
| text wrapping | used to change where an image sits on a page |
| toolbar | shows different options to help edit your work |

CRC - Article 29: All children have the right to be the best that they can be.
 Article 19: All children have the right to be safe.

