

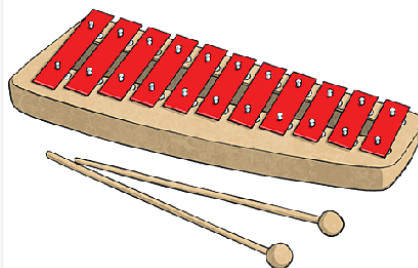
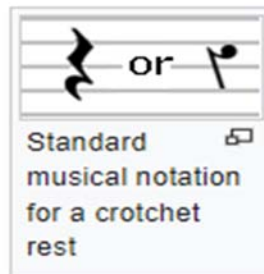
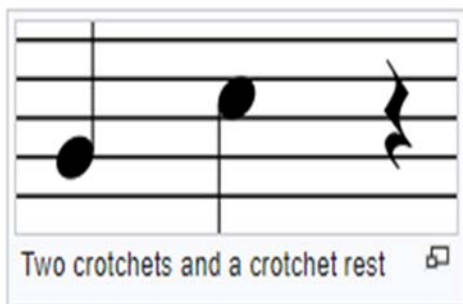
# Year 3: Music

## Glockenspiel Stage One.

### Theme

Learn to play and read the notes C, D, E + F on a glockenspiel.

**Rests represent silence in music.**



The glockenspiel is played with **unwrapped mallets made of hard material, such as metal (usually brass or aluminium) or a type of polymer, for example, acrylic.** Non-metal mallets are used for general playing, while metal mallets produce a more brilliant sound.

## March of the Golden Guards

© 2012 Charanga Limited

Count-in: 1 2 3 4, 2 2 3 4

Intro: 1 2 3 4, 2 2 3 4, 3 2 3 4, 4 2 3 4

music by **Jane Sebba**  
arranged by **Pete Readman**



The main difference between a **xylophone** and a **glockenspiel (metallophone)** is the material used for the bars. The xylophone uses wood, whereas the glockenspiel and metallophone use metal.

## Vocabulary

beat	To make a rhythmic sound.
crotchet	Musical note with the time value of one beat.
duration	The length of a note.
glockenspiel	A percussion instrument with a set of tuned keys arranged in the fashion of a piano keyboard.
notes	A symbol representing a musical sound.
staff	A set of 5 horizontal lines and four spaces that each represent a different musical pitch.
texture	Texture describes how layers of sound within a piece of music interact.
treble clef	Musical notation used to show which pitch should be played in music.

CRC Article 29: All children have the right to have their talents developed to the full.